
# Diwani alphabet and practice sheets

**The Diwani alphabet: every letter below, each in the shapes it takes alone, at the start, in the middle and at the end of a word. Trace any letter on screen, or print its free A4 practice sheet, or save it as a PDF from your browser's print window. Or download the whole workbook as one PDF.**

Learn Diwani step by step: the 43-lesson path →

Watch the lesson films, in English and Arabic: level 1 is free →

Diwani was the chancery hand of the Ottoman court, used for decrees and letters of state, and it was meant to look ceremonial and to be hard to forge. Its letters lean, curve back on themselves and knot together, so a Diwani word is read as a shape before it is read as letters. Below is the whole alphabet in Diwani, each letter in the four shapes it takes — alone, opening a word, inside a word and closing it — set in TE Aldwawin by the calligrapher Tharwat Emara, a licensed face. Learn the single letters here before any joining: in Diwani the joins are where the difficulty lives, because each letter bends to meet the next. It is usually studied after Ruq'ah, whose short, quick letters it resembles in skeleton. Trace opens each letter in Diwani with a stroke like a reed pen's, cut to the script's own pen angle: trace over it and the studio measures how much of the letter you covered; the printable sheet sets the Diwani model at the top of an A4 page with rows to trace over by hand.



six dots

The measure: the Diwani alif stands six dots tall. One dot is the pen drawn its own width, and the dots stand corner on corner.


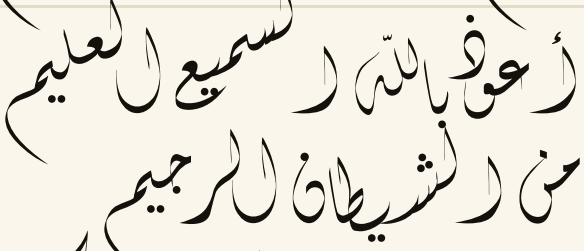
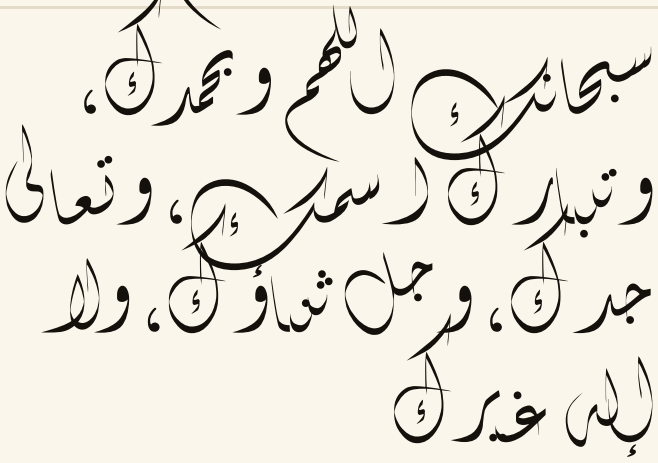
| Letter | Alone | First | Middle | Last | |
|---|---|---|---|---|---|
| **alif** |  | – | – |  | Trace<br>Print sheet |

| Letter | Alone | First | Middle | Last | |
|---|---|---|---|---|---|
| baa |  |  |  |  | Trace<br>Print sheet |
| taa |  |  |  |  | Trace<br>Print sheet |
| thaa |  |  |  |  | Trace<br>Print sheet |
| jeem |  |  |  |  | Trace<br>Print sheet |
| haa |  |  |  |  | Trace<br>Print sheet |
| khaa |  |  |  |  | Trace<br>Print sheet |
| daal |  | _ | _ |  | Trace<br>Print sheet |
| dhaal |  | _ | _ |  | Trace<br>Print sheet |
| raa |  | _ | _ |  | Trace<br>Print sheet |
| zay |  | _ | _ |  | Trace<br>Print sheet |
| seen |  |  |  |  | Trace<br>Print sheet |
| sheen |  |  |  |  | Trace<br>Print sheet |
| saad |  |  |  |  | Trace<br>Print sheet |
| daad |  |  |  |  | Trace<br>Print sheet |

| Letter | Alone | First | Middle | Last | |
|---|---|---|---|---|---|
| taa (emphatic) |  |  |  |  | Trace<br>Print sheet |
| zaa |  |  |  |  | Trace<br>Print sheet |
| ain |  |  |  |  | Trace<br>Print sheet |
| ghain |  |  |  |  | Trace<br>Print sheet |
| faa |  |  |  |  | Trace<br>Print sheet |
| qaaf |  |  |  |  | Trace<br>Print sheet |
| kaaf |  |  |  |  | Trace<br>Print sheet |
| laam |  |  |  | | Trace<br>Print sheet |
| meem |  |  |  |  | Trace<br>Print sheet |
| noon |  |  |  |  | Trace<br>Print sheet |
| haa (soft) |  |  |  |  | Trace<br>Print sheet |
| waw |  | – | – |  | Trace<br>Print sheet |
| yaa |  |  |  |  | Trace<br>Print sheet |

## Sentences from the master pieces

Once the letters hold, write whole sentences. These are the complete lines of our calligrapher's Thuluth master pieces, shortest first, set here in the TE Aldwawin typeface.


| | | |
|---|---|---|
|  | God grants success | Trace<br>Print sheet |
|  | I seek God’s forgiveness for what has been | Trace<br>Print sheet |
|  | Plainness is part of faith | Trace<br>Print sheet |
|  | Glory be to You, O God, and with Your praise | Trace<br>Print sheet |
|  | In the name of God, the Most Gracious, the Most Merciful | Trace<br>Print sheet |
|  | I seek refuge in God, the All-Hearing, the All-Knowing, from Satan the outcast | Trace<br>Print sheet |
|  | Glory be to You, O God, and with Your praise; blessed is Your name, exalted is Your majesty, great is Your praise, and there is no god but You | Print sheet |

Trace opens each letter in Diwani with a stroke like a reed pen’s, cut to its pen angle and measured from the letters themselves: thick and thin come from the direction you pull, with a mouse, a finger or an iPad pen. There are no numbered strokes; the studio measures how much of the true letter you covered. · Diwani phrases to try · the history of Diwani · for teachers


Practice sheets in the other scripts: Naskh · Thuluth · Ruq'ah · Farsi (Nastaliq)

Diwani calligraphy art for sale

Diwani · alif



Diwani · baa



Diwani · taa



Diwani · thaa



Diwani · jeem

| | | | |
|---|---|---|---|
| ج | جـ | ـجـ | ـج |
| ج | جـ | ـجـ | ـج |
| ج | جـ | ـجـ | ـج |
| ج | جـ | ـجـ | ـج |
| ج | جـ | ـجـ | ـج |

Diwani · haa

| | | | |
|---|---|---|---|
| ح | ح | ح | ح |
| ح | ح | ح | ح |
| ح | ح | ح | ح |
| ح | ح | ح | ح |
| ح | ح | ح | ح |

Diwani · khaa

| | | | |
|---|---|---|---|
| ﺣ | ﺧ | ﺧ | ﺧ |
| ﺣ | ﺧ | ﺧ | ﺧ |
| ﺣ | ﺧ | ﺧ | ﺧ |
| ﺣ | ﺧ | ﺧ | ﺧ |
| ﺣ | ﺧ | ﺧ | ﺧ |

ر د

ر د

ر د

ر د

ر د

Diwani · dhaal

| ذ | ز |
| --- | --- |
| ذ | ز |
| ذ | ز |
| ذ | ز |
| ذ | ز |

ر ر

ر ر

ر ر

ر ر

ر ر

Diwani · zay

ز ز

ز ز

ز ز

ز ز

ز ز

Diwani · seen

س س س س

س س س س

س س س س

س س س س

س س س س

Diwani · sheen

| | | | |
|---|---|---|---|
| ش | ش | ش | ش |
| ش | ش | ش | ش |
| ش | ش | ش | ش |
| ش | ش | ش | ش |
| ش | ش | ش | ش |

Diwani · saad

ص ص ص ص

ص ص ص ص

ص ص ص ص

ص ص ص ص

ص ص ص ص

Diwani · daad

ض ضـ ضـ ض

ض ضـ ضـ ض

ض ضـ ضـ ض

ض ضـ ضـ ض

ض ضـ ضـ ض

Diwani · taa (emphatic)



Diwani · zaa



Diwani · ain

ع ع ى ح

Diwani · ghain

| | | | |
|---|---|---|---|
| غ | غ | ف | غ |
| غ | غ | ف | غ |
| غ | غ | ف | غ |
| غ | غ | ف | غ |
| غ | غ | ف | غ |

Diwani · faa




Diwani · qaaf

| | | | |
|---|---|---|---|
| ڤ | ڧ | ق | ڨ |
| ڤ | ڧ | ق | ڨ |
| ڤ | ڧ | ق | ڨ |
| ڤ | ڧ | ق | ڨ |
| ڤ | ڧ | ق | ڨ |

Diwani · kaaf







Diwani · noon

| ں | ن | ن | ں |
| --- | --- | --- | --- |
| ں | ن | ن | ں |
| ں | ن | ن | ں |
| ں | ن | ن | ں |
| ں | ن | ن | ں |

Diwani · haa (soft)

ہ ھ ں ہ

ہ ھ ں ہ

ہ ھ ں ہ

ہ ھ ں ہ

ہ ھ ں ہ

و و

و و

و و

و و

و و

Diwani · yaa

ی ی ی

ی ی ی

ی ی ی

ی ی ی

ی ی ی

# Finished the workbook? The lesson on screen measures what you write.

Mashq Learn has 43 lessons in each script: you write the letter over the model, then beside it, then from memory, and it is measured in dots the way calligraphers measure it.

The first 2 lessons are free, with no account: https://studio.mashq.ae/learn/path/diwani

The whole course in one script is Mashq Smart: AED 15 a month or AED 120 a year. https://studio.mashq.ae/learn/plans?from=workbooks